

Results for: from Pipeline Regulators

1) What is the main reason you have an interest in pipeline safety?

	Percentage	Responses
There is a pipeline on my property or someone's property I care about	0.0	0
There is a pipeline proposed in my area	0.0	0
I work for the pipeline industry	0.0	0
I have been affected by a pipeline accident or leak	0.0	0
I help regulate some aspect of pipelines	100.0	46
There is a pipeline near where I or someone I care about lives or works	0.0	0
I have read about pipeline accidents	0.0	0
Other	0.0	0
Total responses:		46

2) Do you believe that pipelines are safer than other methods (tanker trucks, trains, barges, ocean going tankers) of transporting fuels?

	Percentage	Responses
Yes	91.3	42
No	2.2	1
I don't know enough to say	6.5	3
Other	0.0	0
Total responses:		46

3) What effect do you believe a transmission pipeline on your property could have on your property's value?

	Percentage	Responses
Increase Value	0.0	0
Decrease Value	71.7	33
No effect on Value	8.7	4
Other	19.6	9
Total responses:		46

4) Please rank the following reasons for pipeline safety programs, regulations, and maintenance

	1 Least Important	2	3	4	5 Most Important	Responses	Average Score
Ensure our pipeline system delivers the needed products without costly economic disruptions	3 (6.52%)	10 (21.74%)	10 (21.74%)	14 (30.43%)	9 (19.57%)	46	3.35 / 5 (67.00%)
Protect property values by reducing noises, vibrations, or visual impacts of pipelines and pump stations	17 (36.96%)	8 (17.39%)	12 (26.09%)	5 (10.87%)	4 (8.70%)	46	2.37 / 5 (47.40%)
Protect people from death, injuries, and long term health effects from leaks, explosions, ruptures, and fires	0 (0.00%)	0 (0.00%)	0 (0.00%)	1 (2.17%)	45 (97.83%)	46	4.98 / 5 (99.60%)
Protect natural resources (fish, wildlife, drinking water, forests, etc) from leaks, releases and disturbances	0 (0.00%)	3 (6.52%)	9 (19.57%)	22 (47.83%)	12 (26.09%)	46	3.93 / 5 (78.60%)
Protect private and public property from damage from pipeline failures or maintenance activities	0 (0.00%)	4 (8.70%)	14 (30.43%)	13 (28.26%)	15 (32.61%)	46	3.85 / 5 (77.00%)
							3.70 / 5 (73.92%)

5) Which of the following do you think is the major cause of transmission pipeline ruptures and leaks?

		Percentage	Responses
The age of the pipeline		8.9	4
Someone (homeowner, contractor, excavator, landscaper, etc) accidentally damaging the pipeline by digging		66.7	30
Mistake in the operation of the pipeline		2.2	1
Not maintaining the pipeline adequately		15.6	7
Faulty pipe or equipment installed		2.2	1
Terrorism		0.0	0
Other		4.4	2
		Total responses:	45

6) If a pipeline company wanted to provide you and your community with important information regarding their pipeline, such as where the pipeline is, what it carries, how to recognize a leak, or what to do in an emergency, what do you think would be the best way to get that information to people?

		Percentage	Responses
Send it in the mail		17.5	11
Get the local paper to write a story about pipelines		12.7	8
Send someone door to door to talk with people		14.3	9
Hang an information packet on my door		19.0	12
Invite me to a community meeting about it		12.7	8
Use catchy radio or TV ads		15.9	10
Other		7.9	5

7) If workers for a utility company (water, telephone, gas pipeline, etc) that owned an easement or right-of-way on your property had to come **on your property** to work on their utility how would you like to be notified that they were coming?

	1 Would not like	2	3	4	5	6 Most preferred method	Responses	Average Score
Letter in the mail	3 (7.32%)	9 (21.95%)	9 (21.95%)	6 (14.63%)	6 (14.63%)	8 (19.51%)	41	3.66 / 6 (61.00%)
Call on the phone and leave a message	4 (10.00%)	4 (10.00%)	5 (12.50%)	14 (35.00%)	4 (10.00%)	9 (22.50%)	40	3.93 / 6 (65.50%)
Call on the phone until they talk to me personally	4 (10.26%)	3 (7.69%)	2 (5.13%)	6 (15.38%)	14 (35.90%)	10 (25.64%)	39	4.36 / 6 (72.67%)
Send me an email	7 (18.92%)	5 (13.51%)	9 (24.32%)	7 (18.92%)	5 (13.51%)	4 (10.81%)	37	3.27 / 6 (54.50%)
Come to my door and talk to me personally	2 (4.88%)	3 (7.32%)	6 (14.63%)	4 (9.76%)	5 (12.20%)	21 (51.22%)	41	4.71 / 6 (78.50%)
Leave a notice on my door	6 (14.29%)	6 (14.29%)	6 (14.29%)	9 (21.43%)	10 (23.81%)	5 (11.90%)	42	3.62 / 6 (60.33%)
No notice required - Just do the work	24 (66.67%)	4 (11.11%)	3 (8.33%)	2 (5.56%)	2 (5.56%)	1 (2.78%)	36	1.81 / 6 (30.17%)
	7 (77.78%)	1 (11.11%)	0 (0.00%)	1 (11.11%)	0 (0.00%)	0 (0.00%)	9	1.44 / 6 (24.00%)
								3.58 / 6 (59.74%)




8) If you attended a town meeting in your area to hear about the safety of a local pipeline, or a proposed pipeline project, how much would you trust the information if it was provided by the following people?

	1 Would Not Trust	2	3	4	5	6 Trust Totally	Responses	Average Score
Federal, State, or Provincial Pipeline Regulator	0 (0.00%)	0 (0.00%)	3 (6.52%)	5 (10.87%)	23 (50.00%)	15 (32.61%)	46	5.09 / 6 (84.83%)
Pipeline Company Employee	2 (4.44%)	7 (15.56%)	7 (15.56%)	15 (33.33%)	12 (26.67%)	2 (4.44%)	45	3.76 / 6 (62.67%)
Technical consultant hired by the local government	2 (4.44%)	2 (4.44%)	7 (15.56%)	13 (28.89%)	15 (33.33%)	6 (13.33%)	45	4.22 / 6 (70.33%)
Non-profit Pipeline Safety Advocate	3 (6.67%)	3 (6.67%)	4 (8.89%)	14 (31.11%)	13 (28.89%)	8 (17.78%)	45	4.22 / 6 (70.33%)
Local Fire Chief or Emergency Responder	0 (0.00%)	2 (4.55%)	4 (9.09%)	7 (15.91%)	21 (47.73%)	10 (22.73%)	44	4.75 / 6 (79.17%)
Environmental / Community Group	3 (6.67%)	11 (24.44%)	12 (26.67%)	11 (24.44%)	6 (13.33%)	2 (4.44%)	45	3.27 / 6 (54.50%)
A group made up of a mix of the above	2 (4.65%)	0 (0.00%)	5 (11.63%)	6 (13.95%)	21 (48.84%)	9 (20.93%)	43	4.65 / 6 (77.50%)
								4.28 / 6 (71.31%)




9) I would feel comfortable living next to a large transmission pipeline

		Percentage	Responses
True		46.7%	21
False		53.3%	24
		Total responses:	45

10) How close to a high pressure natural gas transmission pipeline would you feel comfortable living ?

		Percentage	Responses
At least 50 feet away		4.3	2
At least 1500 feet away		58.7	27
I don't know enough about pipelines to answer		0.0	0
Other		37.0	17
		Total responses:	46

11) How close to a large diameter high pressure liquid (oil, gasoline, jet fuel) pipeline would you feel comfortable living?


		Percentage	Responses
At least 50 feet away		4.3	2
At least 1500 feet away		58.7	27
I don't know enough about pipelines to answer		0.0	0
Other		37.0	17
		Total responses:	46

12) Would any of the following items effect your comfort level of living near or purchasing property near a high pressure natural gas transmission pipeline? (choose all that apply)

		Percentage	Responses
I don't know enough about pipelines to answer		0.0	0
The size and operating pressure of the pipeline		37.9	39

Who is operating the pipeline		27.2	28
The terrain and surrounding structures		22.3	23
What my house is made of and its orientation to the pipeline		10.7	11
Other		1.9	2



13) Would any of the following items effect your comfort level of living near or purchasing property near a high pressure liquid (oil, gasoline, jet fuel) pipeline? (choose all that apply)

		Percentage	Responses
I don't know enough about pipelines to answer		1.0	1
The size and operating pressure of the pipeline		35.3	36
Who is operating the pipeline		28.4	29
The terrain and surrounding structures		25.5	26
What my house is made of and its orientation to the pipeline		8.8	9
Other		1.0	1

14) Please rate the importance of the following pipeline safety improvement options

	1 Least Important	2	3	4	5	6	7 Most Important	Responses	Average Score
Better and more frequent government inspections	0 (0.00%)	2 (4.55%)	3 (6.82%)	4 (9.09%)	9 (20.45%)	12 (27.27%)	14 (31.82%)	44	5.55 / 7 (79.29%)
Getting states and provinces to enforce the "call before you dig" laws	0 (0.00%)	1 (2.17%)	0 (0.00%)	2 (4.35%)	5 (10.87%)	10 (21.74%)	28 (60.87%)	46	6.33 / 7 (90.43%)
Stricter pipeline safety regulations	1 (2.38%)	3 (7.14%)	3 (7.14%)	7 (16.67%)	10 (23.81%)	10 (23.81%)	8 (19.05%)	42	5.00 / 7 (71.43%)
Making information about specific pipelines available to the public	2 (4.65%)	9 (20.93%)	7 (16.28%)	5 (11.63%)	9 (20.93%)	5 (11.63%)	6 (13.95%)	43	4.14 / 7 (59.14%)
Increasing fines for pipeline failures	2 (4.55%)	4 (9.09%)	5 (11.36%)	5 (11.36%)	10 (22.73%)	11 (25.00%)	7 (15.91%)	44	4.77 / 7 (68.14%)
Better pipeline assessments and maintenance by pipeline companies	0 (0.00%)	0 (0.00%)	1 (2.33%)	1 (2.33%)	12 (27.91%)	10 (23.26%)	19 (44.19%)	43	6.05 / 7 (86.43%)
									5.32 / 7 (75.98%)

15) Please answer this question only if you have a pipeline on or near your property. Which of the following pipeline right-of-way activities have you ever found annoying?

	Percentage	Responses	
The pipeline company mowing the right-of-way	0.0	0	
The pipeline company clearing and side trimming trees and brush along the right-of-way	0.0	0	
Noise from the pipeline company patrolling the right-of-way in an airplane	0.0	0	
The pipeline company putting signs along the right-of-way	0.0	0	
Pipeline workers working along the right-of-way	0.0	0	
People using the right-of-way for riding motorcycles, ATVs, horses, bicycles, etc		44.4	4
Pipeline workers using equipment on the right-of-way without advance notification		11.1	1

16) To help us better understand the results, please provide your city (closest) and state or province.

1. City:

2. State or Province: