













Results for: Pipeline Safety For Buckeye, Arizona





1) What is the main reason you have an interest in pipeline safety?

| | | Percentage Responses | |
|---|--|----------------------|----|
| There is a pipeline on my property or someone's property I care about |  | 3.4 | 2 |
| There is a pipeline proposed in my area |  | 69.5 | 41 |
| I work for the pipeline industry |  | 1.7 | 1 |
| I have been affected by a pipeline accident or leak |  | 0.0 | 0 |
| I help regulate some aspect of pipelines |  | 1.7 | 1 |
| There is a pipeline near where I or someone I care about lives or works |  | 18.6 | 11 |
| I have read about pipeline accidents |  | 3.4 | 2 |
| Other |  | 1.7 | 1 |
| Total responses: | | 59 | |

2) Do you believe that pipelines are safer than other methods (tanker trucks, trains, barges, ocean going tankers) of transporting fuels?

| | | Percentage Responses | |
|----------------------------|---|----------------------|----|
| Yes |  | 59.3 | 35 |
| No |  | 8.5 | 5 |
| I don't know enough to say |  | 30.5 | 18 |
| Other |  | 1.7 | 1 |
| Total responses: | | 59 | |







3) What effect do you believe a transmission pipeline on your property could have on your property's value?

| | | Percentage Responses | |
|-------------------------|--|----------------------|----|
| Increase Value |  | 0.0 | 0 |
| Decrease Value |  | 74.6 | 44 |
| No effect on Value |  | 22.0 | 13 |
| Other |  | 3.4 | 2 |
| Total responses: | | 59 | |








4) Please rank the following reasons for pipeline safety programs, regulations, and maintenance

| | 1 Least Important | 2 | 3 | 4 | 5 Most Important | Responses | Average Score |
|--|-------------------------|------------|-------------|-------------|------------------------|-----------|--------------------------|
| Ensure our pipeline system delivers the needed products without costly economic disruptions | 4 (6.78%) | 6 (10.17%) | 11 (18.64%) | 16 (27.12%) | 22 (37.29%) | 59 | 3.78 / 5 (75.60%) |
| Protect property values by reducing noises, vibrations, or visual impacts of pipelines and pump stations | 2 (3.39%) | 2 (3.39%) | 8 (13.56%) | 19 (32.20%) | 28 (47.46%) | 59 | 4.17 / 5 (83.40%) |
| Protect people from death, injuries, and long term health effects from leaks, explosions, ruptures, and fires | 0 (0.00%) | 0 (0.00%) | 2 (3.39%) | 3 (5.08%) | 54 (91.53%) | 59 | 4.88 / 5 (97.60%) |
| Protect natural resources (fish, wildlife, drinking water, forests, etc) from leaks, releases and disturbances | 2 (3.39%) | 3 (5.08%) | 7 (11.86%) | 8 (13.56%) | 39 (66.10%) | 59 | 4.34 / 5 (86.80%) |
| Protect private and public property from damage from pipeline failures or maintenance activities | 1 (1.69%) | 4 (6.78%) | 4 (6.78%) | 15 (25.42%) | 35 (59.32%) | 59 | 4.34 / 5 (86.80%) |
| | | | | | | | 4.30 / 5 (86.04%) |

5) Which of the following do you think is the major cause of transmission pipeline ruptures and leaks?

| | | Percentage Responses | |
|---|---|-------------------------|-----------|
| The age of the pipeline |  | 8.5 | 5 |
| Someone (homeowner, contractor, excavator, landscaper, etc) accidentally damaging the pipeline by digging |  | 39.0 | 23 |
| Mistake in the operation of the pipeline |  | 1.7 | 1 |
| Not maintaining the pipeline adequately |  | 33.9 | 20 |
| Faulty pipe or equipment installed |  | 13.6 | 8 |
| Terrorism | | 0.0 | 0 |
| Other |  | 3.4 | 2 |
| | | Total responses: | 59 |

6) If a pipeline company wanted to provide you and your community with important information regarding their pipeline, such as where the pipeline is, what it carries, how to recognize a leak, or what to do in an emergency, what do you think would be the best way to get that information to people?

| | | Percentage Responses | |
|--|---|----------------------|----|
| Send it in the mail |  | 36.8 | 35 |
| Get the local paper to write a story about pipelines |  | 8.4 | 8 |
| Send someone door to door to talk with people |  | 5.3 | 5 |
| Hang an information packet on my door |  | 12.6 | 12 |
| Invite me to a community meeting about it |  | 32.6 | 31 |
| Use catchy radio or TV ads |  | 3.2 | 3 |
| Other |  | 1.1 | 1 |

7) If workers for a utility company (water, telephone, gas pipeline, etc) that owned an easement or right-of-way on your property had to come **on your property** to work on their utility how would you like to be notified that they were coming?

| | 1 Would not like | 2 | 3 | 4 | 5 | 6 Most preferred method | Responses | Average Score |
|--|---------------------|------------|------------|------------|-------------|----------------------------|-----------|--------------------------|
| Letter in the mail | 3 (5.88%) | 4 (7.84%) | 7 (13.73%) | 8 (15.69%) | 5 (9.80%) | 24 (47.06%) | 51 | 4.57 / 6 (76.17%) |
| Call on the phone and leave a message | 12 (25.53%) | 3 (6.38%) | 6 (12.77%) | 6 (12.77%) | 10 (21.28%) | 10 (21.28%) | 47 | 3.62 / 6 (60.33%) |
| Call on the phone until they talk to me personally | 3 (6.82%) | 6 (13.04%) | 7 (15.91%) | 5 (11.36%) | 4 (9.09%) | 19 (43.18%) | 44 | 4.32 / 6 (72.00%) |
| Send me an email | 10 (20.00%) | 6 (12.00%) | 3 (6.00%) | 8 (16.00%) | 4 (8.00%) | 19 (38.00%) | 50 | 3.94 / 6 (65.67%) |
| Come to my door and talk to me personally | 8 (16.00%) | 2 (4.00%) | 5 (10.00%) | 5 (10.00%) | 9 (18.00%) | 21 (42.00%) | 50 | 4.36 / 6 (72.67%) |
| Leave a notice on my door | 11 (23.40%) | 8 (17.02%) | 6 (12.77%) | 6 (12.77%) | 9 (19.15%) | 7 (14.89%) | 47 | 3.32 / 6 (55.33%) |
| No notice required - Just do the work | 35 (81.40%) | 2 (4.65%) | 2 (4.65%) | 3 (6.98%) | 0 (0.00%) | 1 (2.33%) | 43 | 1.47 / 6 (24.50%) |
| | 4 (100.00%) | 0 (0.00%) | 0 (0.00%) | 0 (0.00%) | 0 (0.00%) | 0 (0.00%) | 4 | 1.00 / 6 (16.67%) |
| | | | | | | | | 3.67 / 6 (61.09%) |





8) If you attended a town meeting in your area to hear about the safety of a local pipeline, or a proposed pipeline project, how much would you trust the information if it was provided by the following people?

| | 1 Would Not Trust | 2 | 3 | 4 | 5 | 6 Trust Totally | Responses | Average Score |
|--|----------------------------|----------------|-----------------------|----------------|-----------------------|-----------------------|-----------|-----------------------------|
| Federal, State, or Provincial Pipeline Regulator | 6 (10.17%) | 5 (8.47%) | 18 (30.51%) | 14 (23.73%) | 12 (20.34%) | 4 (6.78%) | 59 | 3.56 / 6 (59.33%) |
| Pipeline Company Employee | 12 (20.34%) | 10 (16.95%) | 15 (25.42%) | 11 (18.64%) | 8 (13.56%) | 3 (5.08%) | 59 | 3.03 / 6 (50.50%) |
| Technical consultant hired by the local government | 7 (12.07%) | 9 (15.52%) | 11 (18.97%) | 11 (18.97%) | 14 (24.14%) | 6 (10.34%) | 58 | 3.59 / 6 (59.83%) |
| Non-profit Pipeline Safety Advocate | 2 (3.45%) | 1 (1.72%) | 7 (12.07%) | 11 (18.97%) | 20 (34.48%) | 17 (29.31%) | 58 | 4.67 / 6 (77.83%) |
| Local Fire Chief or Emergency Responder | 1 (1.75%) | 1 (1.75%) | 14 (24.56%) | 6 (10.53%) | 17 (29.82%) | 18 (31.58%) | 57 | 4.60 / 6 (76.67%) |
| Environmental / Community Group | 5 (8.93%) | 8 (14.29%) | 14 (25.00%) | 10 (17.86%) | 9 (16.07%) | 10 (17.86%) | 56 | 3.71 / 6 (61.83%) |
| A group made up of a mix of the above | 2 (3.51%) | 3 (5.26%) | 11 (19.30%) | 13 (22.81%) | 14 (24.56%) | 14 (24.56%) | 57 | 4.33 / 6 (72.17%) |
| | | | | | | | | 3.92 / 6 (65.37%) |




9) I would feel comfortable living next to a large transmission pipeline

| | | Percentage | Responses |
|-------|---|-------------------------|-----------|
| True |  | 25.4% | 15 |
| False |  | 74.6% | 44 |
| | | Total responses: | 59 |

10) How close to a high pressure natural gas transmission pipeline would you feel comfortable living ?







| | | Percentage | Responses |
|---|---|-------------------------|-----------|
| At least 50 feet away |  | 3.4 | 2 |
| At least 1500 feet away |  | 20.3 | 12 |
| I don't know enough about pipelines to answer |  | 35.6 | 21 |
| Other |  | 40.7 | 24 |
| | | Total responses: | 59 |

11) How close to a large diameter high pressure liquid (oil, gasoline, jet fuel) pipeline would you feel comfortable living?







| | | Percentage | Responses |
|---|---|-------------------------|-----------|
| At least 50 feet away | | 0.0 | 0 |
| At least 1500 feet away |  | 23.7 | 14 |
| I don't know enough about pipelines to answer |  | 32.2 | 19 |
| Other |  | 44.1 | 26 |
| | | Total responses: | 59 |

12) Would any of the following items effect your comfort level of living near or purchasing property near a high pressure natural gas transmission pipeline? (choose all that apply)

Percentage Responses

| | | | |
|--|---|------|----|
| I don't know enough about pipelines to answer |  | 21.8 | 22 |
| The size and operating pressure of the pipeline |  | 28.7 | 29 |
| Who is operating the pipeline |  | 16.8 | 17 |
| The terrain and surrounding structures |  | 12.9 | 13 |
| What my house is made of and its orientation to the pipeline |  | 12.9 | 13 |
| Other |  | 6.9 | 7 |


13) Would any of the following items effect your comfort level of living near or purchasing property near a high pressure liquid (oil, gasoline, jet fuel) pipeline? (choose all that apply)




| | | Percentage Responses | |
|--|---|----------------------|----|
| I don't know enough about pipelines to answer |  | 18.5 | 20 |
| The size and operating pressure of the pipeline |  | 27.8 | 30 |
| Who is operating the pipeline |  | 21.3 | 23 |
| The terrain and surrounding structures |  | 13.0 | 14 |
| What my house is made of and its orientation to the pipeline |  | 13.0 | 14 |
| Other |  | 6.5 | 7 |

14) Please rate the importance of the following pipeline safety improvement options

| | 1 Least Important | 2 | 3 | 4 | 5 | 6 | 7 Most Important | Responses | Average Score |
|--|-------------------------|-----------|-----------|------------|------------|-------------|------------------------|-----------|--------------------------|
| Better and more frequent government inspections | 0 (0.00%) | 0 (0.00%) | 2 (3.39%) | 6 (10.17%) | 7 (11.86%) | 16 (27.12%) | 28 (47.46%) | 59 | 6.05 / 7 (86.43%) |
| Getting states and provinces to enforce the "call before you dig" laws | 0 (0.00%) | 1 (1.79%) | 1 (1.79%) | 2 (3.57%) | 8 (14.29%) | 10 (17.86%) | 34 (60.71%) | 56 | 6.27 / 7 (89.57%) |
| Stricter pipeline safety regulations | 0 (0.00%) | 0 (0.00%) | 2 (3.51%) | 1 (1.75%) | 7 (12.28%) | 8 (14.04%) | 39 (68.42%) | 57 | 6.42 / 7 (91.71%) |
| Making information about specific pipelines available to the public | 1 (1.75%) | 0 (0.00%) | 3 (5.26%) | 7 (12.28%) | 6 (10.53%) | 11 (19.30%) | 29 (50.88%) | 57 | 5.91 / 7 (84.43%) |
| Increasing fines for pipeline failures | 1 (1.69%) | 2 (3.39%) | 1 (1.69%) | 3 (5.08%) | 7 (11.86%) | 10 (16.95%) | 35 (59.32%) | 59 | 6.10 / 7 (87.14%) |
| Better pipeline assessments and maintenance by pipeline companies | 0 (0.00%) | 0 (0.00%) | 0 (0.00%) | 0 (0.00%) | 7 (11.86%) | 6 (10.17%) | 46 (77.97%) | 59 | 6.66 / 7 (95.14%) |
| | | | | | | | | | 6.24 / 7 (89.08%) |

15) Please answer this question only if you have a pipeline on or near your property.
Which of the following pipeline right-of-way activities have you ever found annoying?

| | | Percentage Responses | |
|--|---|----------------------|---|
| The pipeline company mowing the right-of-way |  | 4.0 | 1 |
| The pipeline company clearing and side trimming trees and brush along the right-of-way |  | 4.0 | 1 |
| Noise from the pipeline company patrolling the right-of-way in an airplane |  | 4.0 | 1 |
| The pipeline company putting signs along the right-of-way |  | 4.0 | 1 |
| Pipeline workers working along the right-of-way |  | 4.0 | 1 |

| | | | |
|---|---|------|----|
| People using the right-of-way for riding motorcycles, ATVs, horses, bicycles, etc |  | 44.0 | 11 |
| Pipeline workers using equipment on the right-of-way without advance notification |  | 24.0 | 6 |
| Other |  | 12.0 | 3 |

16) To help us better understand the results, please provide your city (closest) and state or province.

1. City:

2. State or Province: